



Features

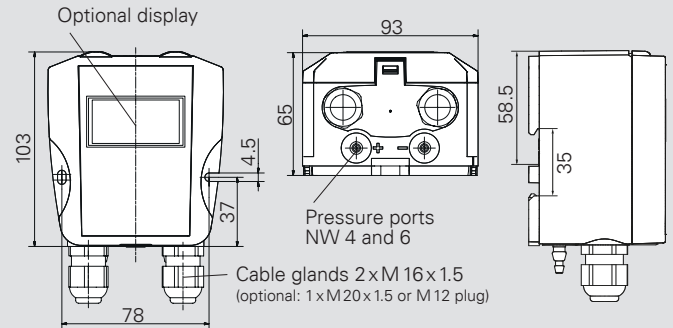
- Compact differential pressure transmitter for basic applications in cleanrooms, machines, HVAC or filter monitoring
- Robust ABS housing with IP 67 for top-hat rail or wall mounting
- \pm and asymmetric measurement ranges
- Either with one fixed measurement range or toggling between 4 different measurement ranges
- Pressure units Pa, kPa (linear output signal)
- Square-root output signal in % of max. possible value
- Configurable via DIP switches
- Zero point correction and via internal pushbutton or digital input
- Fine adjustment via internal pushbutton

Optional

- 3 ½ digits display
- 2-wire system (ZWL) or relay (6 A)
- Plug for easy commissioning

Measurement ranges (also \pm) others available upon request	50/100/200/500 Pa 1/2.5/5/10 kPa
Measurement accuracy ¹⁾ (at 22 °C)	$\pm 1\%$ FS ± 1 Pa measurement range ≤ 250 Pa $\pm 1\%$ FS ± 0.5 Pa measurement range > 250 Pa
Temperature coefficient span	max. 0.1 % value/K
Temperature coefficient zero point	$\pm 0\%$ FS/°C (manual zero point correction), otherwise max. 0.1 % FS/°C
Air humidity (medium)	0 ... 80 %rH
Max. system pressure / Overload capacity	± 25 kPa: measurement ranges ≤ 250 Pa ± 50 kPa: measurement ranges > 250 Pa
Medium	dry air, non-aggressive and non-flammable gases
Step response time (T63) (Time constant)	25 ms .. 10s (adjustable)
Rated temperature range	-10..70 °C with display: 0..50 °C
Storage temperature range	-10..70 °C with display: -5..55 °C
Calibration temperature	22 °C
Power consumption	< 1 W (optional relay: < 4 W)
Pressure ports	for tubing NW 4 and 6 mm
Protection class	IP 67
Weight	approx. 200 g
Certificates	CE/UKCA

¹⁾ Measurement accuracy for the reference 0.3 Pa, for measuring ranges $\leq \pm 1.5$ kPa



All dimensions in mm

Order code	A	B	C	D	E	F	G	H
PS 17								

Output signal ²⁾	A
0..10 V ($R_L \geq 50$ k Ω)	1
2..10 V ($R_L \geq 50$ k Ω)	2
0..20 mA ($R_L \leq 500$ Ω)	0
4..20 mA ($R_L \leq 500$ Ω)	4

²⁾ can be configured using DIP switches, conversion into square root signal adjustable (in % of max. possible value)

Power supply	B
24 VAC/DC 50/60Hz $\pm 10\%$ reverse pole protection	AC/DC
15..32 VDC two-wire (only for A=4)	ZWL
24 VDC with galvanic separation	VDC

Measurement range	C
Standard ³⁾ (e.g. 0..100 Pa)	
50 Pa/100 Pa/ 200 Pa/250 Pa	1
100 Pa/200 Pa/ 750 Pa/1,25 kPa	2
250 Pa/500 Pa/ 1 kPa/2,5 kPa	3
1 kPa/2,5 kPa/ 5 kPa/10 kPa	4
switchable	
± 50 Pa/ ± 100 Pa/ ± 200 Pa/ ± 250 Pa	1A
± 100 Pa/ ± 200 Pa/ ± 750 Pa/ $\pm 1,25$ kPa	2A
± 250 Pa/ ± 500 Pa/ ± 1 kPa/ $\pm 2,5$ kPa	3A
± 1 kPa/ $\pm 2,5$ kPa/ ± 5 kPa/ ± 10 kPa	4A

³⁾ also \pm measuring ranges

Contact point	D
none	0
1 relay (exchange contacts) max. 230 VAC, 6 A (not for two-wire)	1

LCD	E
none	0
3 ½ digits ⁴⁾	1

⁴⁾ Display up to ± 999 in the units Pa / kPa

Step response time	F
25 ms	025
1 s	1
4 s	4
10 s	10

Electrical connection	G
spring-type terminal, 2 x M16 cable glands clamping range \varnothing 5 ... 10 mm	16
spring-type terminal, M20 cable gland ⁵⁾ clamping range \varnothing 8 ... 13 mm	20
M12 plug ⁵⁾	12

⁵⁾ not for changeover contacts / relay (D)

Calibration certificate	H
none	0
Factory calibration	I
Calibration according to DKD-R 6-1	D

Can be pre-set on request:
relay parameter



Accessories and software

Accessories

Connection parts

Order no.

Silicone tubing ID 5 mm, AD 9 mm, red
(please state length required)

9601.0003

Silicone tubing ID 5 mm, AD 9 mm, blue
(please state length required)

9601.0004

Norprene tubing ID 4,8 mm, AD 8 mm, black
(please state length required)


9061.0002

Y-piece for tubing, NW 5mm

9601.0171

Pressure connections

You can also obtain numerous customized pressure connections from us, e.g. various cutting ring fittings or hose nozzles.





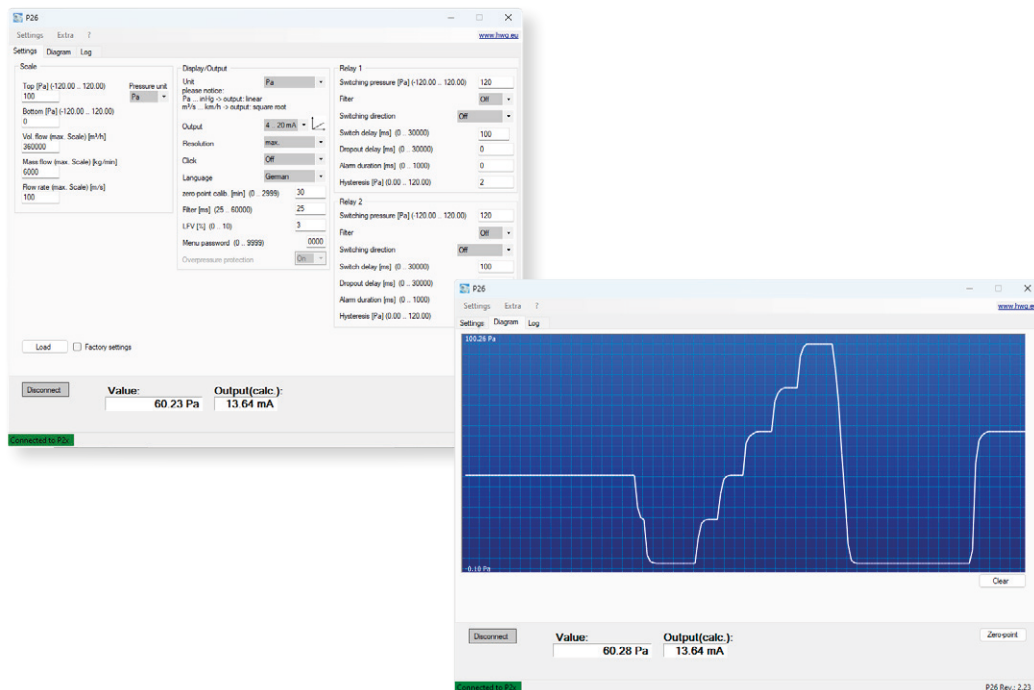
Application software

You can set the parameters for our instruments or monitor and record measurements using a PC via a USB or RS232 interface. These features are supported by our free user software. This also allows you to transfer your settings to other devices by saving and reusing them.

Our user software is compatible with the following pressure transmitters: P 26, P 34 and P 29.

You can download the software here:

www.halstrup-walcher.de/en/software



Calibration services

You can also have our devices tested and confirmed in our accredited calibration laboratory in accordance with DKD-R 6-1 or as a factory calibration. Our trained experts will be happy to advise you on the calibration of our pressure measurement devices. Recalibration of third-party devices that are included in our scope of accreditation is also possible. If required, we offer adjustment for pressure measurement products manufactured by halstrup-walcher. In addition, we offer you further services within the scope of calibration, please contact us.

You can find more information at: www.halstrup-walcher.de/en/products/calibration.php



To place your order, please call us at

+49 7661 3963-0 or email us at

info@halstrup-walcher.com.

For additional contacts, please visit

www.halstrup-walcher.de/en/contact