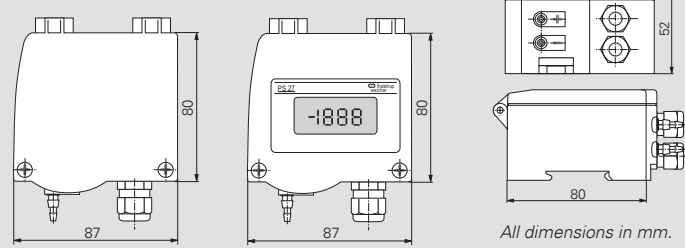
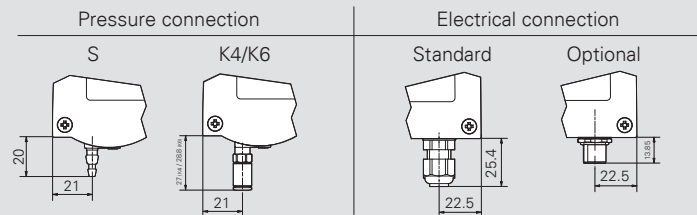


PS 27 without Display PS 27 with Display



All dimensions in mm.



Order code	A	B	C	D	E	F	G	H
PS 27								

Output signal <sup>2)</sup>	A
0..10 V ( $R_L \geq 50 \text{ k}\Omega$ )	1
2..10 V ( $R_L \geq 50 \text{ k}\Omega$ )	2
0..20 mA ( $R_L \leq 500 \Omega$ )	0
4..20 mA ( $R_L \leq 500 \Omega$ )	4
0..5 V ( $R_L \geq 50 \text{ k}\Omega$ )	5

<sup>2)</sup> the output signal can be configured using DIP switches

Power supply	B
24 VAC/DC $\pm 10 \%$ (without galvanic separation)	AC/DC
15..32 VDC two-wire (only for A = 4)	ZWL

Measurement range	C
Standard <sup>3)</sup> (e.g. 0..100 Pa)	
100 Pa/250 Pa/ 500 Pa/1000 Pa	1
250 Pa/500 Pa/ 1000 Pa/2 kPa	2
1 kPa/2.5 kPa/ 5 kPa/10 kPa	3
$\pm 100 \text{ Pa}/\pm 250 \text{ Pa}/$ $\pm 500 \text{ Pa}/\pm 1000 \text{ Pa}$	1A
$\pm 250 \text{ Pa}/\pm 500 \text{ Pa}/$ $\pm 1000 \text{ Pa}/\pm 2 \text{ kPa}$	2A
$\pm 1 \text{ kPa}/\pm 2.5 \text{ kPa}/$ $\pm 5 \text{ kPa}/\pm 10 \text{ kPa}$	3A

<sup>3)</sup> others available upon request, also  $\pm$  measurement ranges

Contact point	D
none	0
1 relay (changeover contacts), max. 230 VAC, 6 A (min. required switching capacity 300 mW) (not for two-wire)	1

LCD	E
none	0
3 1/2-digits <sup>4)</sup>	1

<sup>4)</sup> display up to  $\pm 1999$  in the units Pa / kPa

Step response time	F
20 ms	20
30 ms	30
60 ms	60
120 ms	120
250 ms	250
500 ms	500
1 s	1
2 s	2
4 s	4

Pressure connections	G
tube fitting 4 mm / 6 mm	S
Plug-in fitting 4 mm	K4
Plug-in fitting 6 mm	K6

Calibration certificate	H
none	0
Factory calibration	I
Calibration according to DKD-R 6-1	D



Figure: Version with display

## Features

- Compact differential pressure transmitter for basic applications of the pressure measurement
- $\pm$  measurement ranges and asymmetric measurement ranges
- Either with one fixed measurement range or toggleable between 4 different measurement ranges (can be selected via DIP switches, optional)
- Suitable for top-hat rail mounting and wall surface installation
- Optionally with 2-wire technology (ZWL)
- With optional display
- With optional relay (6 A)
- Can be preset on request: Relay parameters
- Electrical connection: With M12 cable gland as standard, optional 4-pin M12 plug with A-coding

Measurement ranges (also $\pm$ measurement ranges) others available upon request	50/100/200/500 Pa 1/2/5/10 kPa
Measurement accuracy <sup>1)</sup>	$\pm 3 \%$ FS for $< 100 \text{ Pa}$ or $\pm 2 \%$ FS for $\geq 100 \text{ Pa}$
Temperature coefficient span	max. 0.1 % FS/K
Temperature coefficient zero point	max. $\pm 0.1 \%$ FS/K
Air humidity (medium)	0..80 % rH
Overpressure limit	50 kPa for measurement ranges $\leq 2 \text{ kPa}$ 200 kPa for measurement ranges $> 2 \text{ kPa}$
Medium	dry air, non-aggressive and non-flammable gases
Max. system pressure	10 kPa
Step response time (T63) (Time constant)	20 ms..4 s adjustable (factory-provided)
Rated temperature range	-20..60 °C; with display 0..50 °C
Storage temperature range	-20..70 °C
Power consumption	max. 1 VA
Weight	approx. 250 g
Cable glands	2 x M12 clamp range $\varnothing 3 \dots 6.5 \text{ mm}$
Protection class	IP65
Certificates	CE/UKCA

<sup>1)</sup> Measurement accuracy for the reference 0.3 Pa, for measuring ranges  $\leq \pm 1.5 \text{ kPa}$



## Accessories and software

### Accessories

#### Connection parts

#### Order no.

Silicone tubing ID 5 mm, AD 9 mm, red  
(please state length required)

9601.0003

Silicone tubing ID 5 mm, AD 9 mm, blue  
(please state length required)

9601.0004

Norprene tubing ID 4,8 mm, AD 8 mm, black  
(please state length required)


9061.0002

Y-piece for tubing, NW 5mm

9601.0171

#### Pressure connections

You can also obtain numerous customized pressure connections from us, e.g. various cutting ring fittings or hose nozzles.





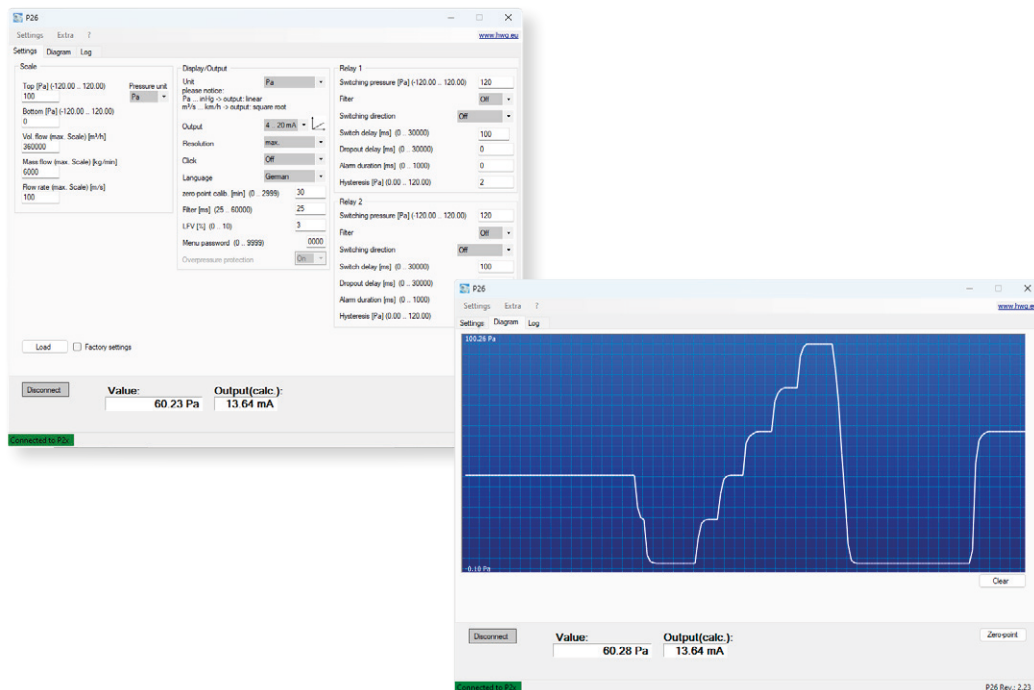
## Application software

You can set the parameters for our instruments or monitor and record measurements using a PC via a USB or RS232 interface. These features are supported by our free user software. This also allows you to transfer your settings to other devices by saving and reusing them.

Our user software is compatible with the following pressure transmitters: P 26, P 34 and P 29.

You can download the software here:

[www.halstrup-walcher.de/en/software](http://www.halstrup-walcher.de/en/software)



## Calibration services

You can also have our devices tested and confirmed in our accredited calibration laboratory in accordance with DKD-R 6-1 or as a factory calibration. Our trained experts will be happy to advise you on the calibration of our pressure measurement devices. Recalibration of third-party devices that are included in our scope of accreditation is also possible. If required, we offer adjustment for pressure measurement products manufactured by halstrup-walcher. In addition, we offer you further services within the scope of calibration, please contact us.

You can find more information at: [www.halstrup-walcher.de/en/products/calibration.php](http://www.halstrup-walcher.de/en/products/calibration.php)



To place your order, please call us at

**+49 7661 3963-0** or email us at

**info@halstrup-walcher.com.**

For additional contacts, please visit

**[www.halstrup-walcher.de/en/contact](http://www.halstrup-walcher.de/en/contact)**